

To use Heritage Quest at **home**, you need a library card and a PIN.
If you have a card but not a PIN go to the library and request one.

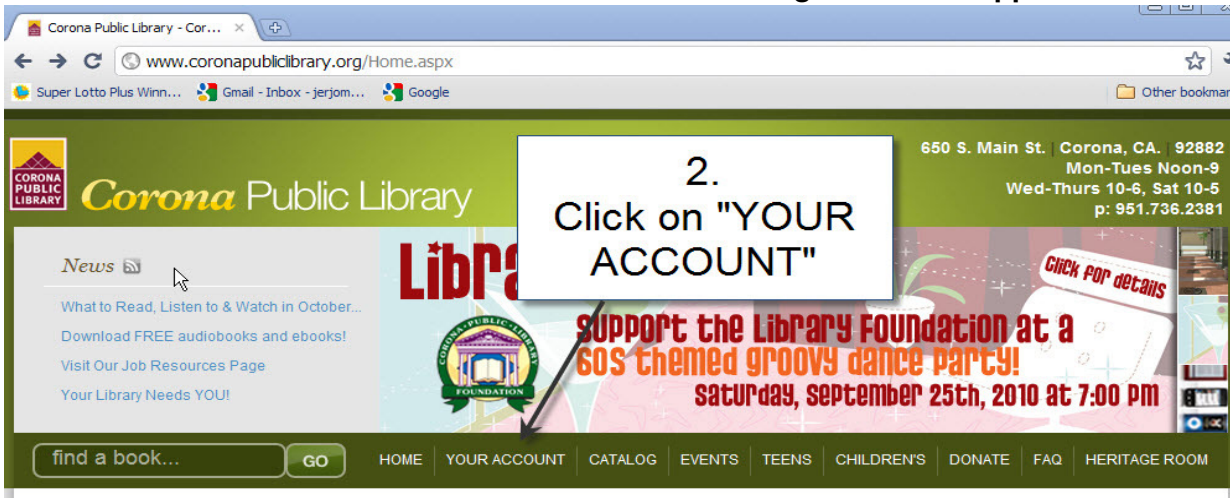
1

Go to the internet and type the library Web Site:

<http://www.coronapubliclibrary.org>

(then press the ENTER KEY)

The following screen will appear

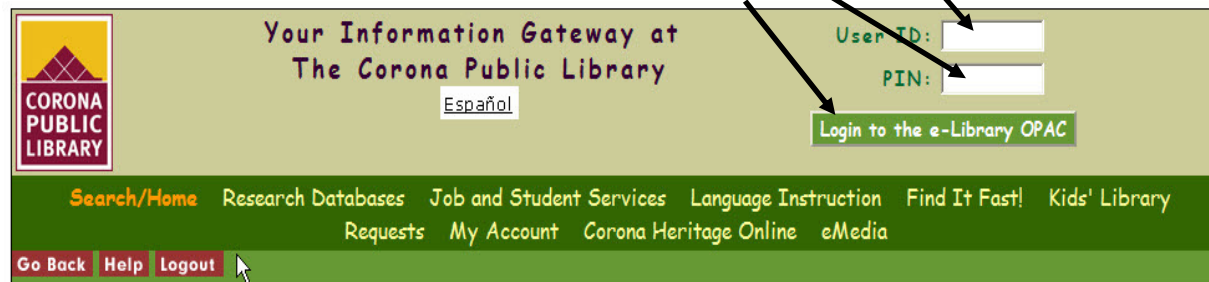


You are now into iBristo at the Corona Public Library.

Enter: 14 digit User ID (which is your Library Card Number)
use all the numbers with no spaces, and 4 digit PIN

4

Move cursor to Login box and click



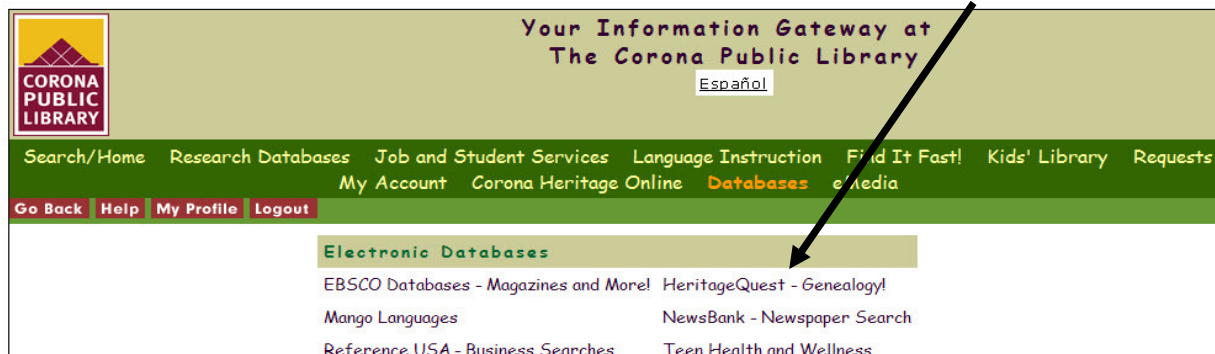
5

When the next screen opens, Click on Databases



6

When the next screen opens, Click on HeritageQuest - Genealogy!

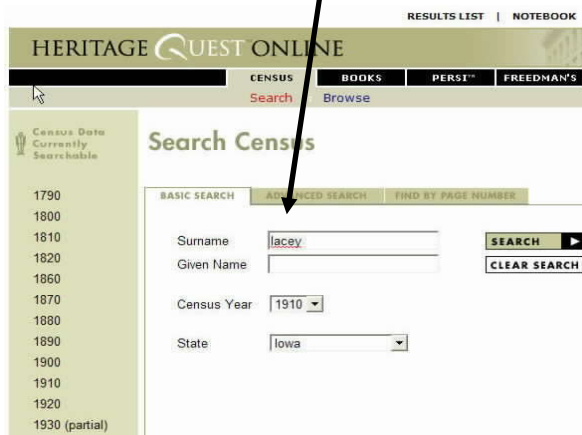


7

Select Census

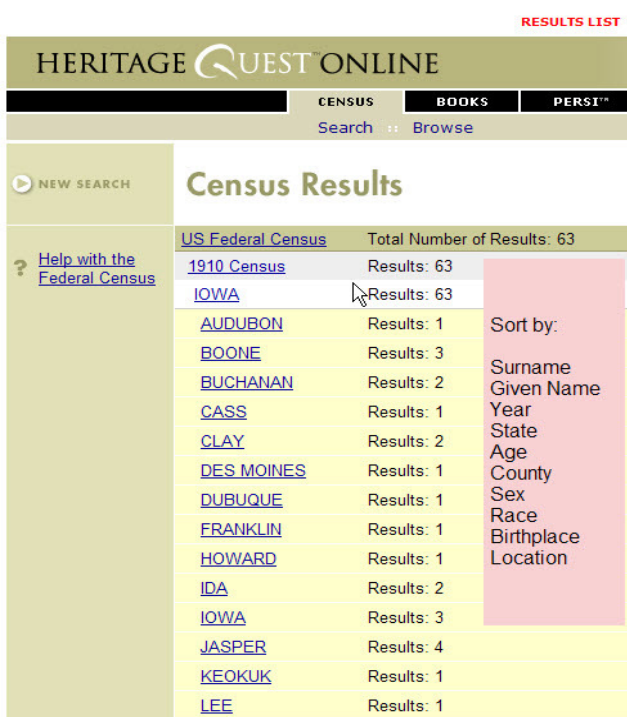
8

Enter the name you are searching for.



9

Results for basic search.



Heritage Quest Online. US census records.

Federal census from 1790 to 1930. It has head-of-household indexes to censuses from 1790 to 1820, 1860 and 1870 and 1890 (fragments) through 1920. The 1930 census covers index only Connecticut, Delaware, Maryland, Texas and Virginia. For the 1830 through 1850, 1880 and remaining 1930 census schedules, it has just the record images. *Head of household indexes don't always cover just one person per residence. Anyone with a different last name – such as a servant or lie-in mother-in-law also may be indexed.* Remember, you'll get no results from censuses that are not indexed